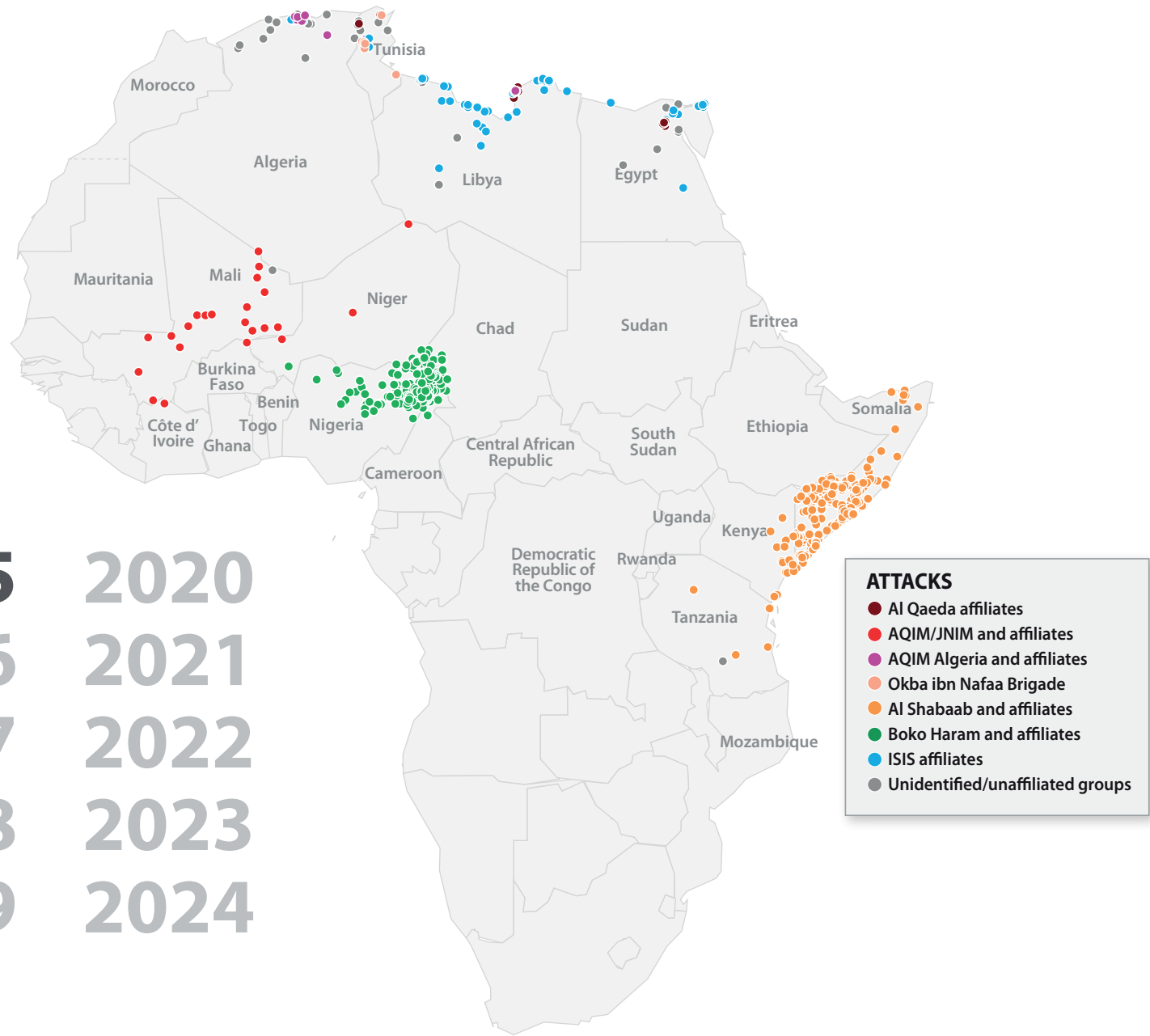




THE EVOLUTION OF AFRICA'S MILITANT ISLAMIST GROUPS



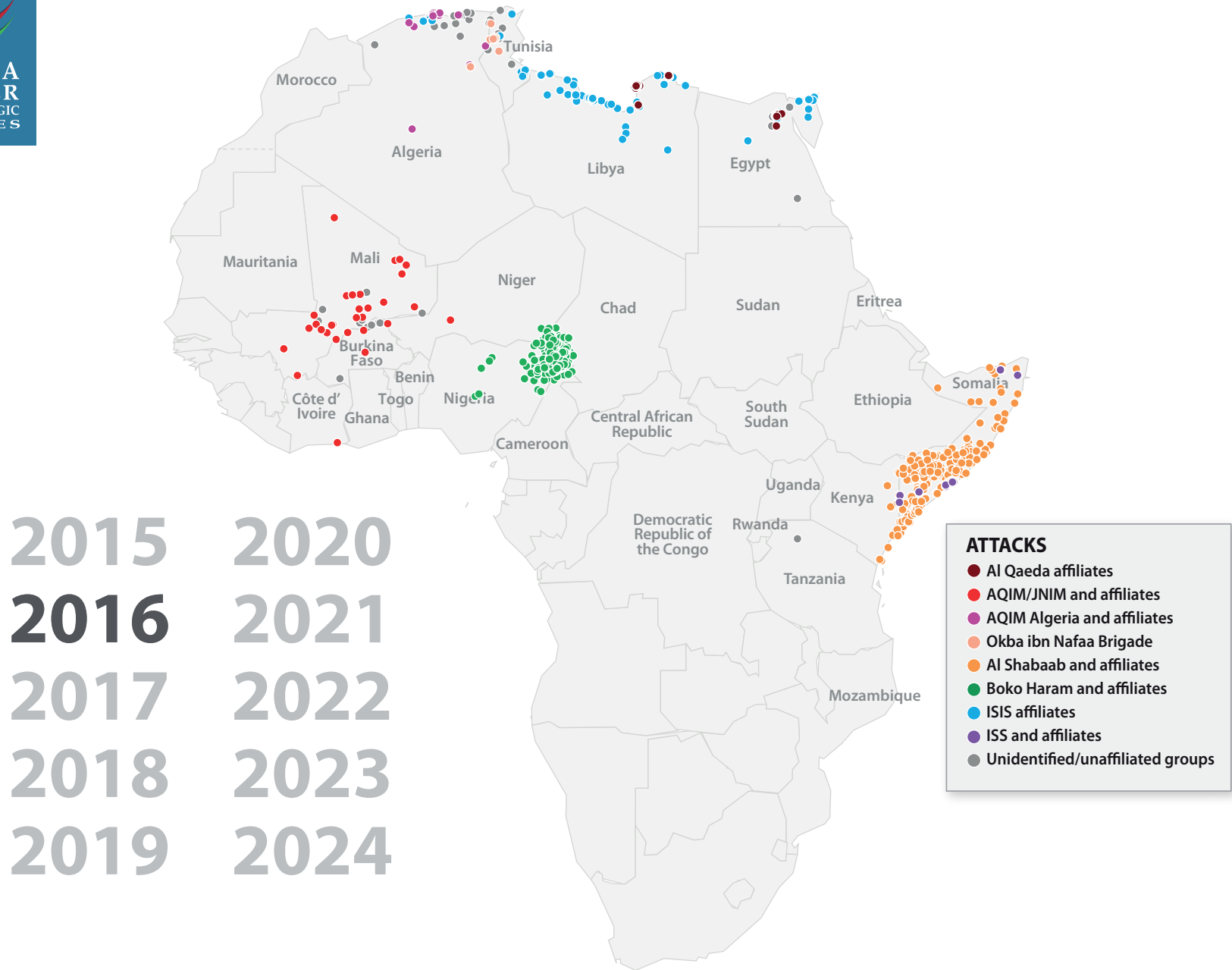
2015 2020
 2016 2021
 2017 2022
 2018 2023
 2019 2024

Note: Compiled by the Africa Center for Strategic Studies, each map shows violent events involving the listed groups for a year ending June 30. Group designations are intended for informational purposes only and should not be considered official. Due to the fluid nature of many groups, affiliations may change.

Sources: Armed Conflict Location & Event Data Project (ACLED); Centro Para Democracia e Direitos Humanos; Hiraal Institute; HumAngle; International Crisis Group; Institute for Security Studies; MENASTREAM; the Washington Institute; and the United Nations.



THE EVOLUTION OF AFRICA'S MILITANT ISLAMIST GROUPS

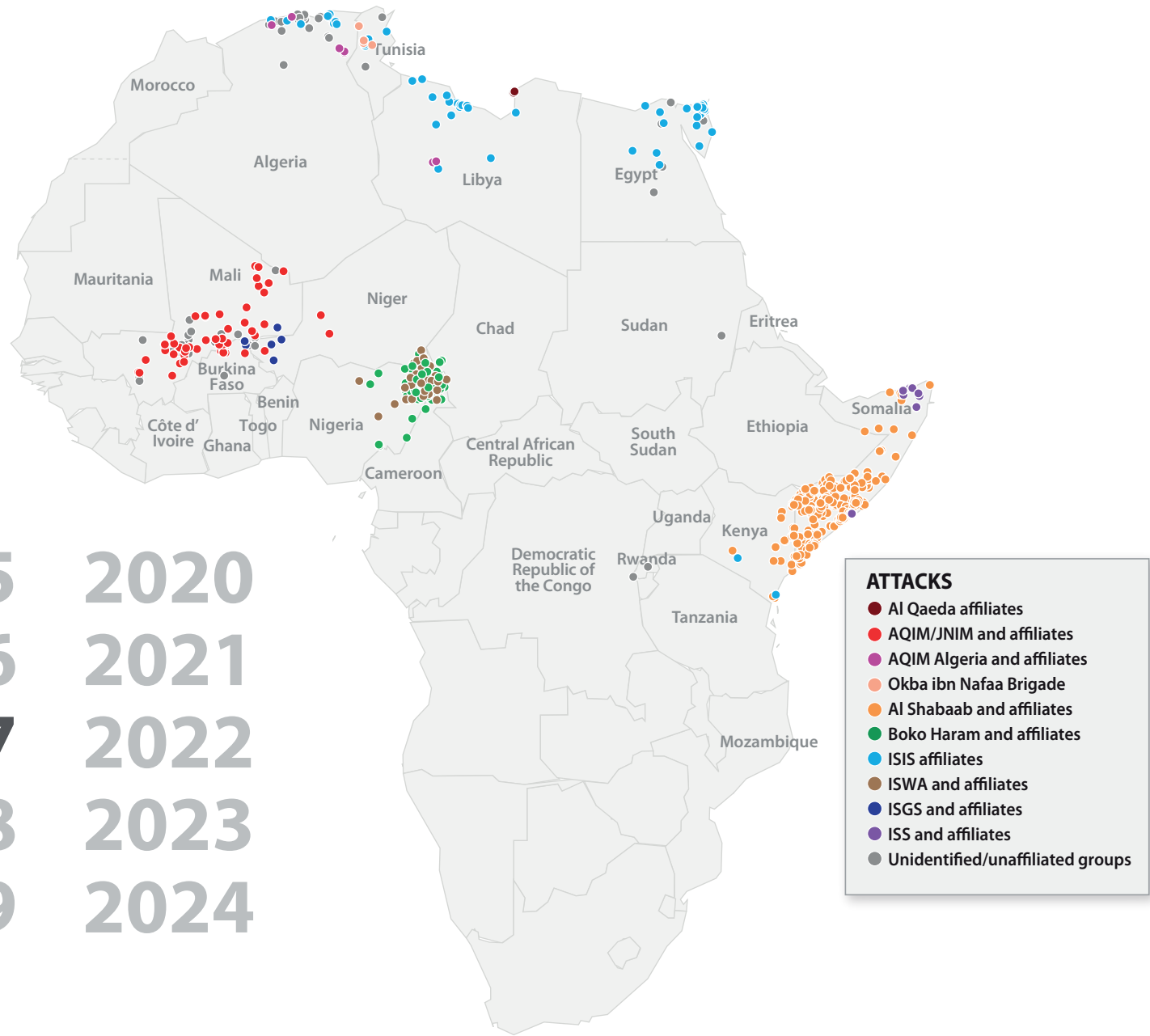


Note: Compiled by the Africa Center for Strategic Studies, each map shows violent events involving the listed groups for a year ending June 30. Group designations are intended for informational purposes only and should not be considered official. Due to the fluid nature of many groups, affiliations may change.

Sources: Armed Conflict Location & Event Data Project (ACLED); Centro Para Democracia e Direitos Humanos; Hiraal Institute; HumAngle; International Crisis Group; Institute for Security Studies; MENASTREAM; the Washington Institute; and the United Nations.



THE EVOLUTION OF AFRICA'S MILITANT ISLAMIST GROUPS



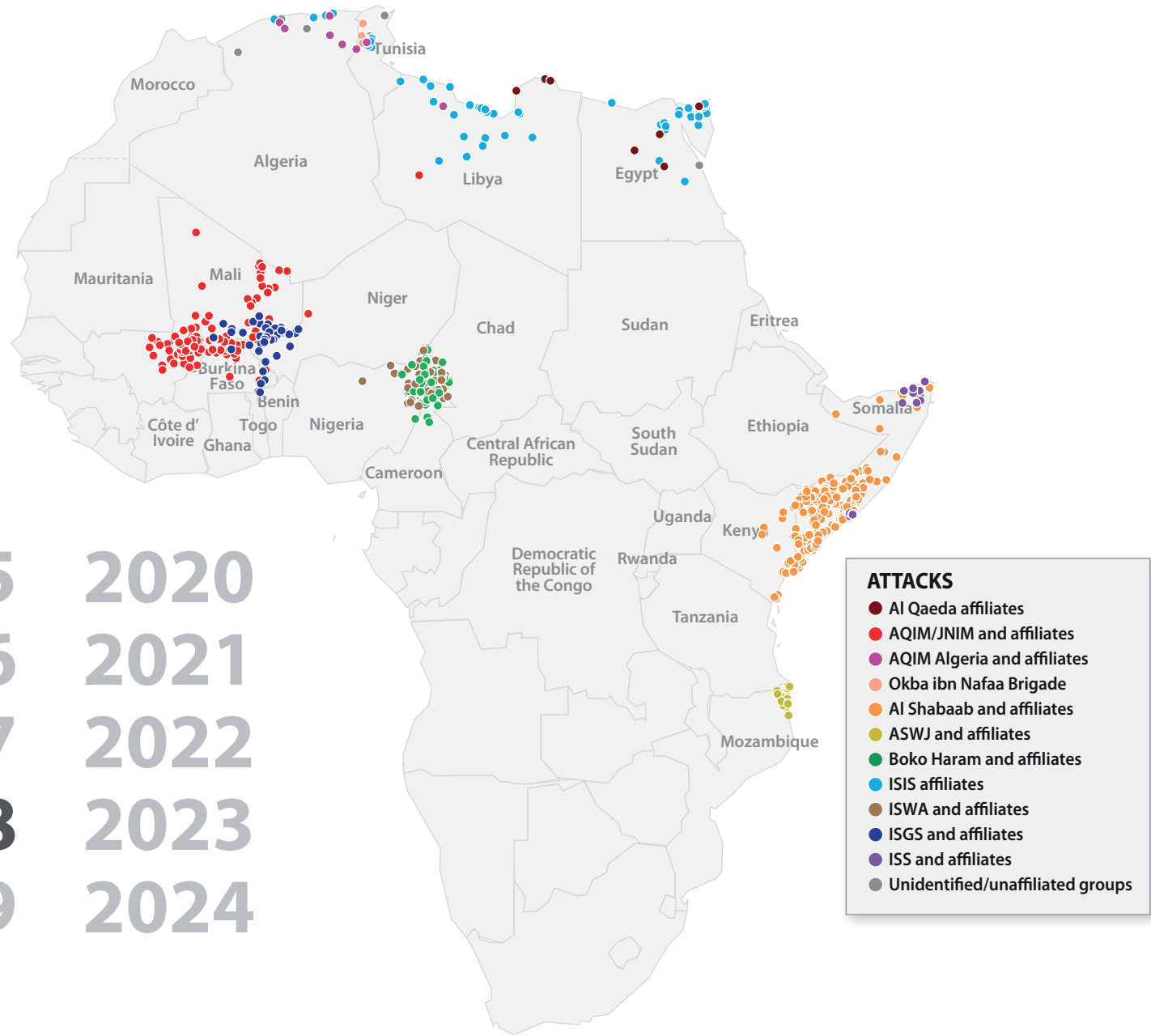
2015 2020
 2016 2021
2017 2022
 2018 2023
 2019 2024

Note: Compiled by the Africa Center for Strategic Studies, each map shows violent events involving the listed groups for a year ending June 30. Group designations are intended for informational purposes only and should not be considered official. Due to the fluid nature of many groups, affiliations may change.

Sources: Armed Conflict Location & Event Data Project (ACLED); Centro Para Democracia e Direitos Humanos; Hiraal Institute; HumAngle; International Crisis Group; Institute for Security Studies; MENASTREAM; the Washington Institute; and the United Nations.



THE EVOLUTION OF AFRICA'S MILITANT ISLAMIST GROUPS



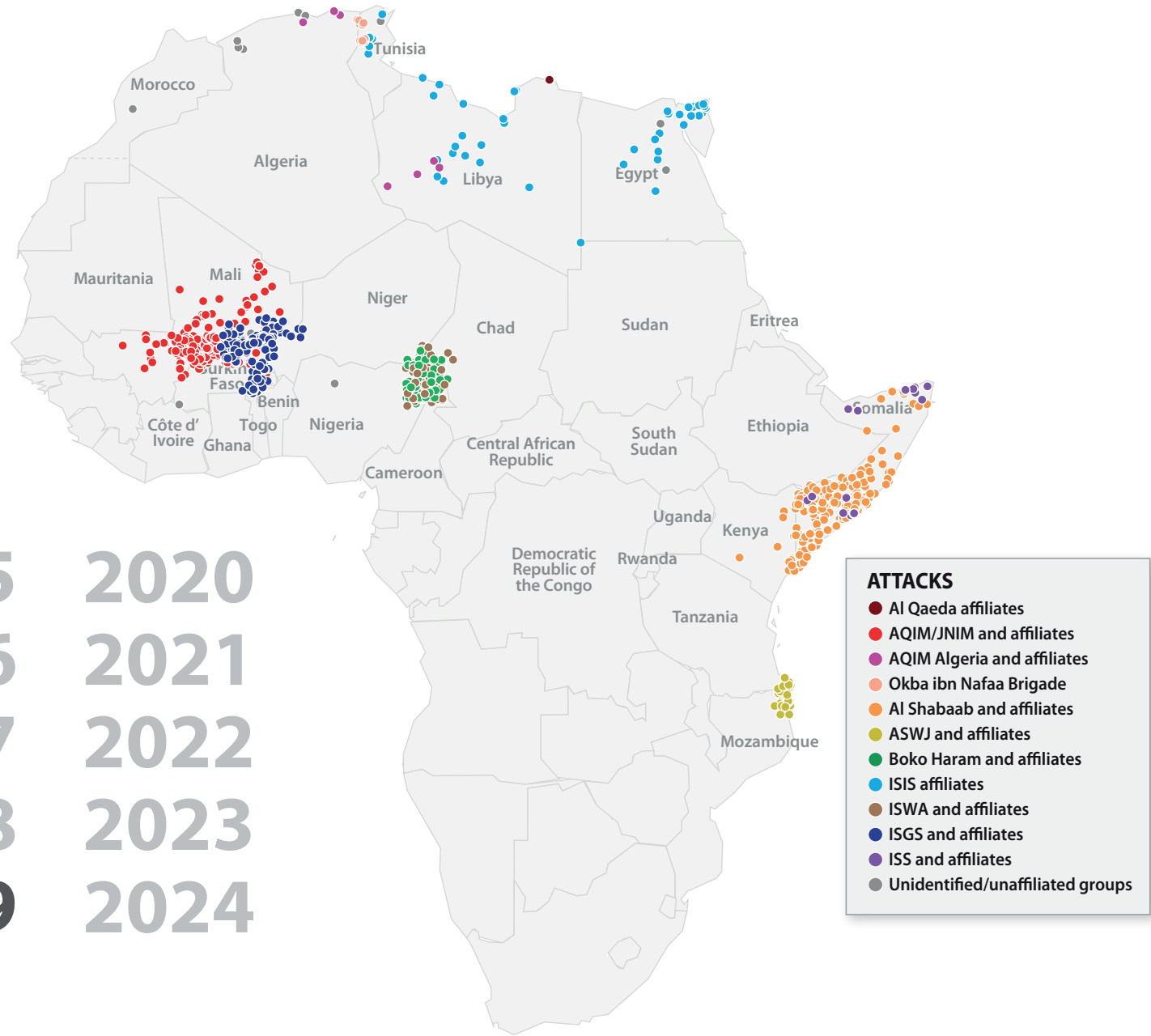
2015 2020
 2016 2021
 2017 2022
2018 2023
 2019 2024

Note: Compiled by the Africa Center for Strategic Studies, each map shows violent events involving the listed groups for a year ending June 30. Group designations are intended for informational purposes only and should not be considered official. Due to the fluid nature of many groups, affiliations may change.

Sources: Armed Conflict Location & Event Data Project (ACLED); Centro Para Democracia e Direitos Humanos; Hiraal Institute; HumAngle; International Crisis Group; Institute for Security Studies; MENASTREAM; the Washington Institute; and the United Nations.



THE EVOLUTION OF AFRICA'S MILITANT ISLAMIST GROUPS



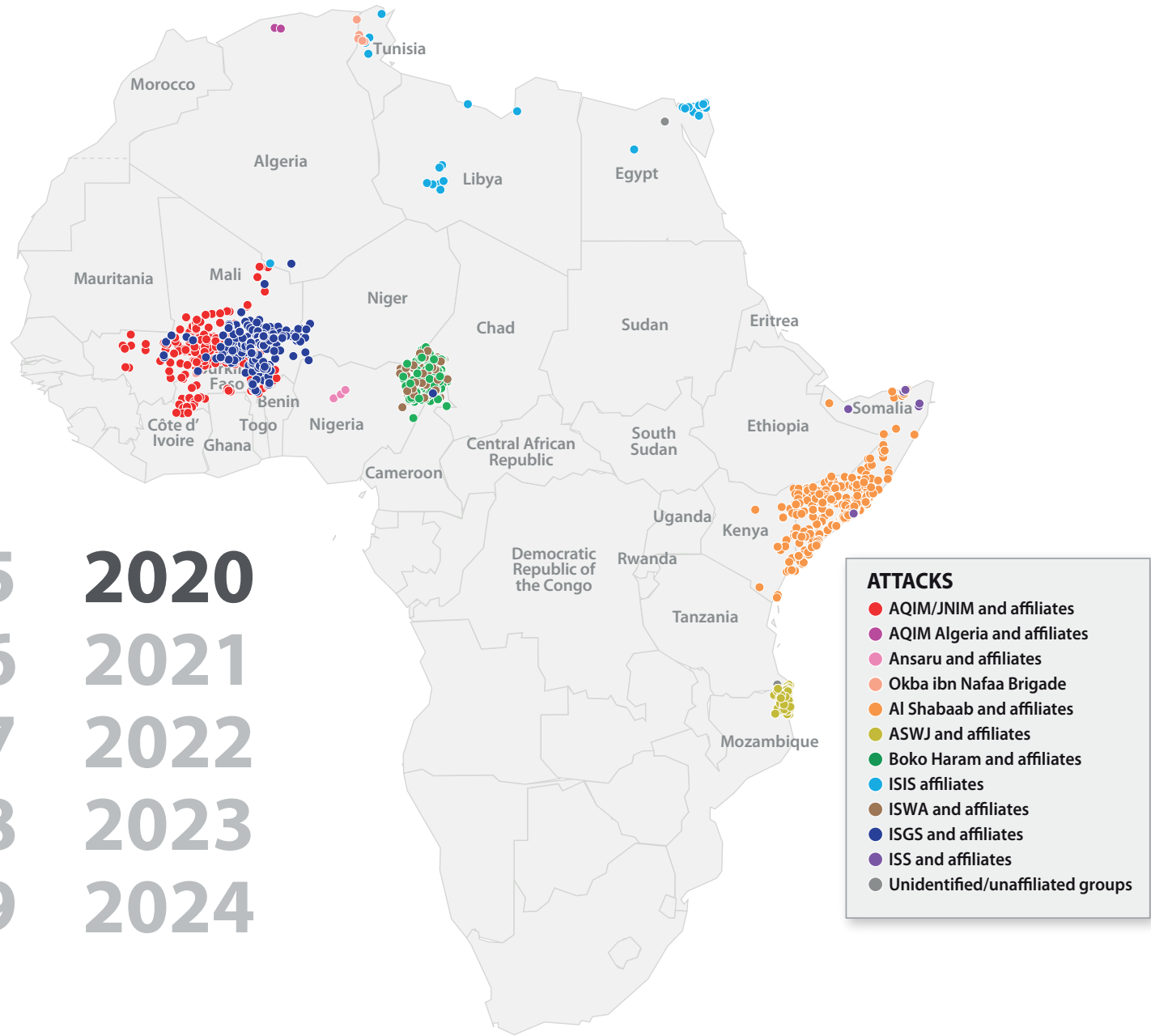
2015 2020
 2016 2021
 2017 2022
 2018 2023
 2019 2024

Note: Compiled by the Africa Center for Strategic Studies, each map shows violent events involving the listed groups for a year ending June 30. Group designations are intended for informational purposes only and should not be considered official. Due to the fluid nature of many groups, affiliations may change.

Sources: Armed Conflict Location & Event Data Project (ACLED); Centro Para Democracia e Direitos Humanos; Hiraal Institute; HumAngle; International Crisis Group; Institute for Security Studies; MENASTREAM; the Washington Institute; and the United Nations.



THE EVOLUTION OF AFRICA'S MILITANT ISLAMIST GROUPS



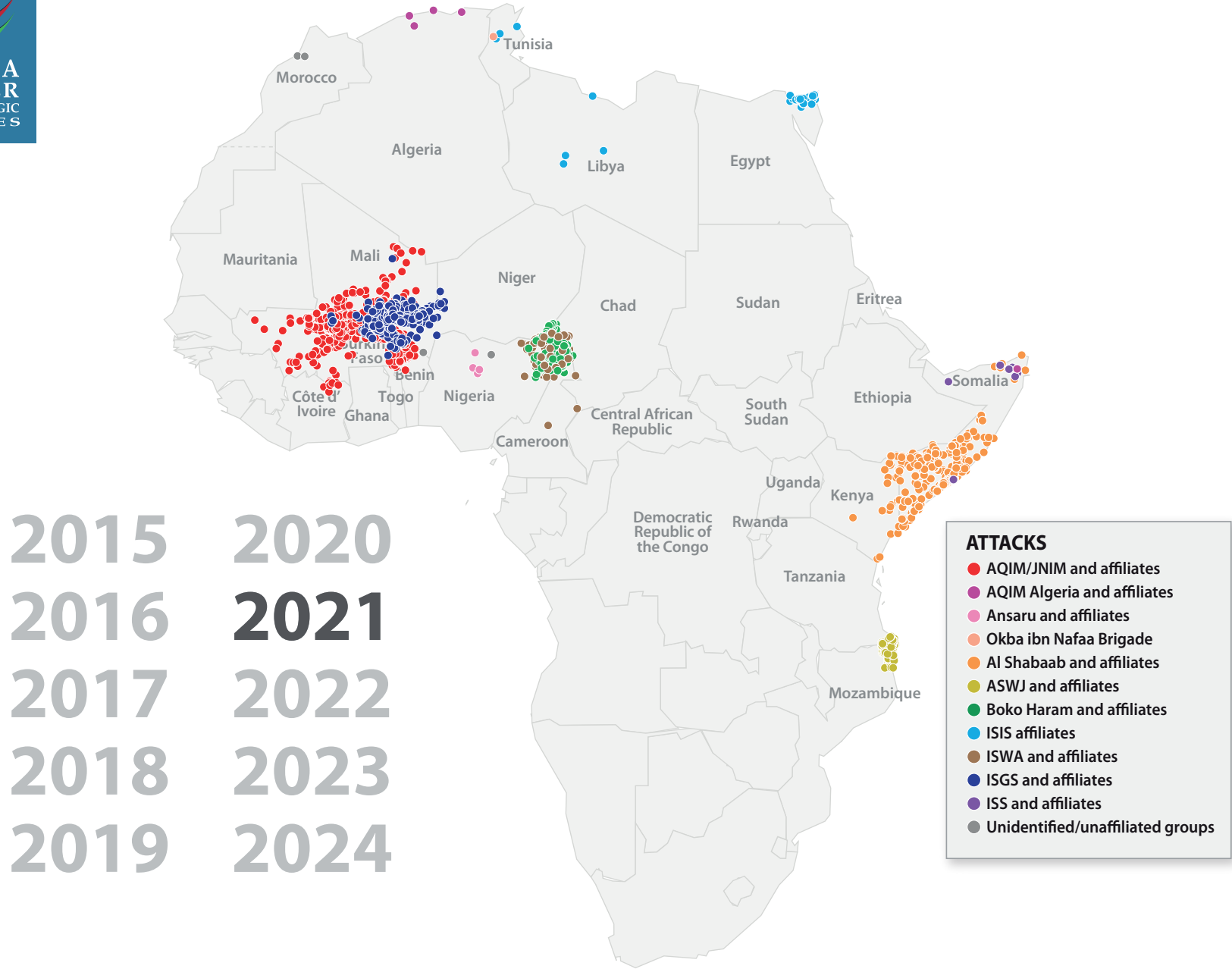
2015 2020
 2016 2021
 2017 2022
 2018 2023
 2019 2024

Note: Compiled by the Africa Center for Strategic Studies, each map shows violent events involving the listed groups for a year ending June 30. Group designations are intended for informational purposes only and should not be considered official. Due to the fluid nature of many groups, affiliations may change.

Sources: Armed Conflict Location & Event Data Project (ACLED); Centro Para Democracia e Direitos Humanos; Hiraal Institute; HumAngle; International Crisis Group; Institute for Security Studies; MENASTREAM; the Washington Institute; and the United Nations.



THE EVOLUTION OF AFRICA'S MILITANT ISLAMIST GROUPS

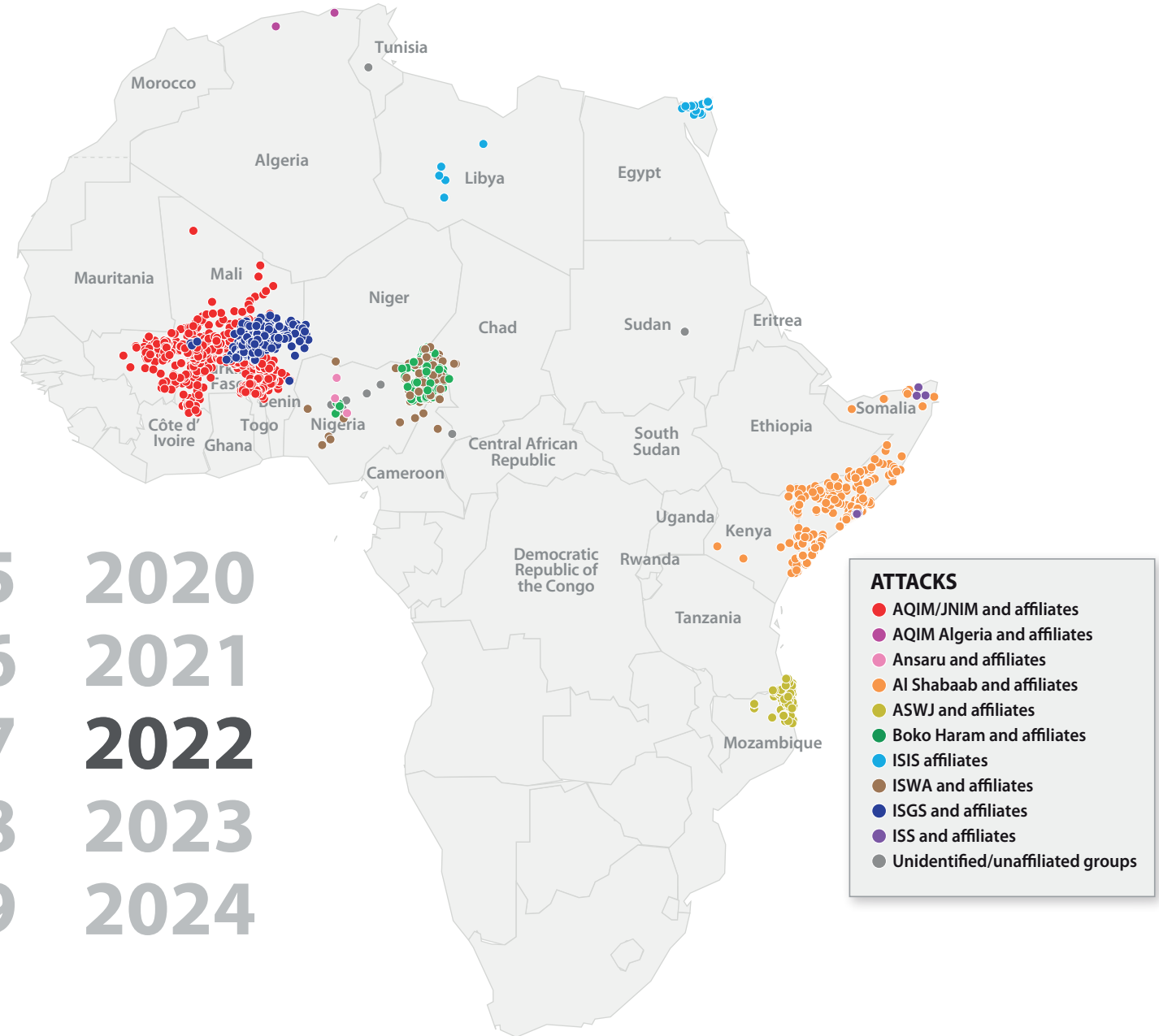


Note: Compiled by the Africa Center for Strategic Studies, each map shows violent events involving the listed groups for a year ending June 30. Group designations are intended for informational purposes only and should not be considered official. Due to the fluid nature of many groups, affiliations may change.

Sources: Armed Conflict Location & Event Data Project (ACLED); Centro Para Democracia e Direitos Humanos; Hiraal Institute; HumAngle; International Crisis Group; Institute for Security Studies; MENASTREAM; the Washington Institute; and the United Nations.



THE EVOLUTION OF AFRICA'S MILITANT ISLAMIST GROUPS



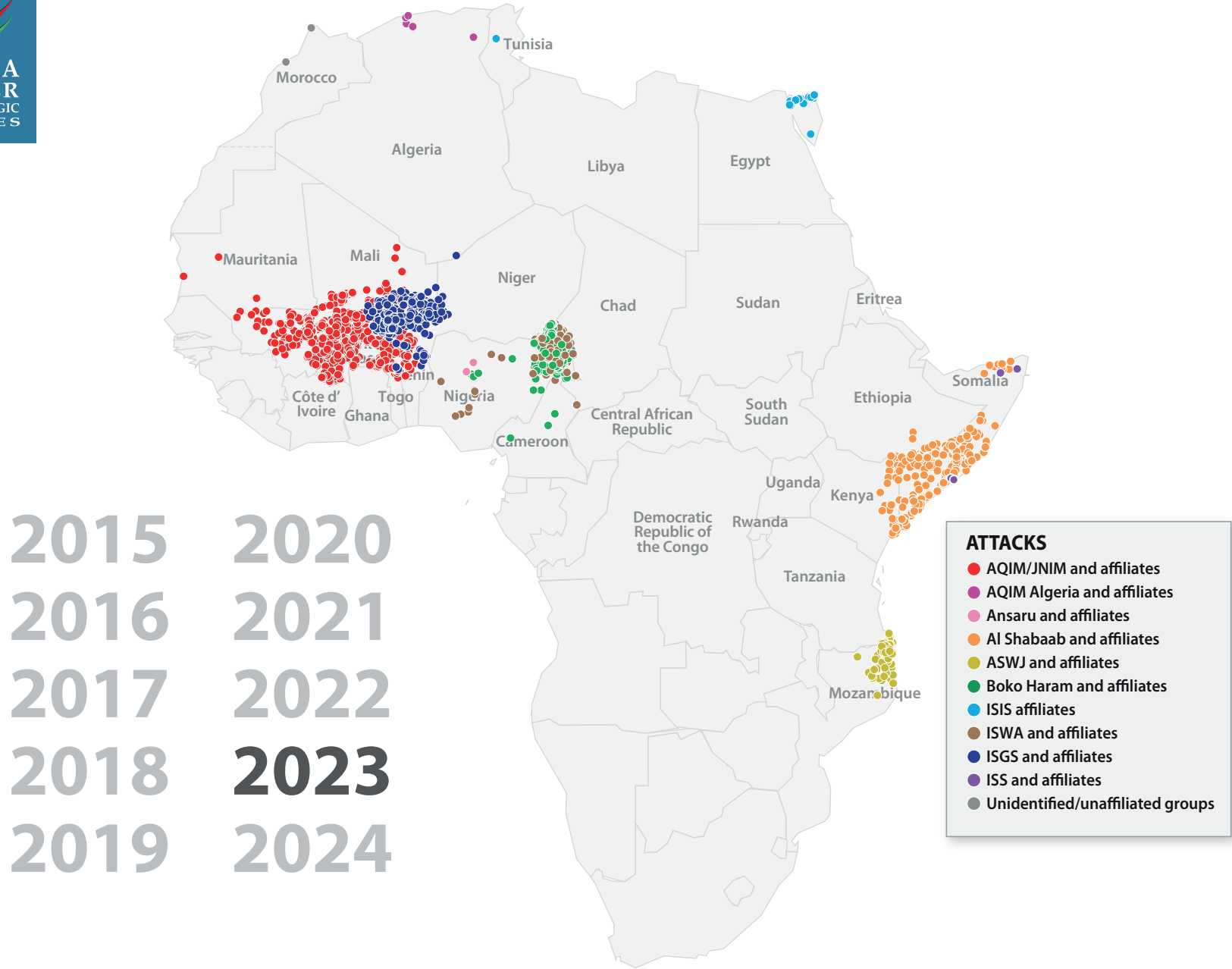
2015 2020
 2016 2021
 2017 **2022**
 2018 2023
 2019 2024

Note: Compiled by the Africa Center for Strategic Studies, each map shows violent events involving the listed groups for a year ending June 30. Group designations are intended for informational purposes only and should not be considered official. Due to the fluid nature of many groups, affiliations may change.

Sources: Armed Conflict Location & Event Data Project (ACLED); Centro Para Democracia e Direitos Humanos; Hiraal Institute; HumAngle; International Crisis Group; Institute for Security Studies; MENASTREAM; the Washington Institute; and the United Nations.



THE EVOLUTION OF AFRICA'S MILITANT ISLAMIST GROUPS

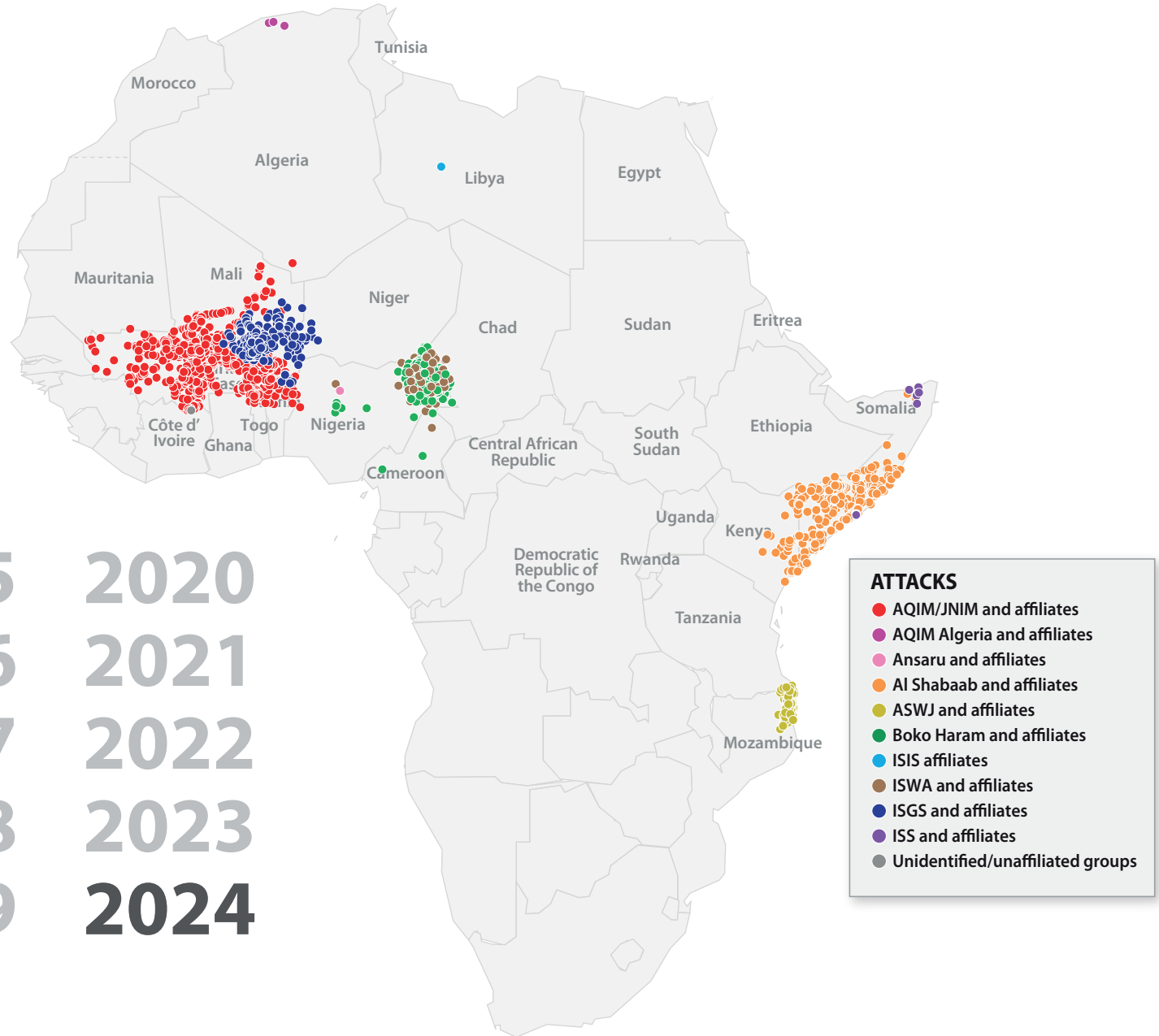


Note: Compiled by the Africa Center for Strategic Studies, each map shows violent events involving the listed groups for a year ending June 30. Group designations are intended for informational purposes only and should not be considered official. Due to the fluid nature of many groups, affiliations may change.

Sources: Armed Conflict Location & Event Data Project (ACLED); Centro Para Democracia e Direitos Humanos; Hiraal Institute; HumAngle; International Crisis Group; Institute for Security Studies; MENASTREAM; the Washington Institute; and the United Nations.



THE EVOLUTION OF AFRICA'S MILITANT ISLAMIST GROUPS



2015 2020
 2016 2021
 2017 2022
 2018 2023
 2019 **2024**

Note: Compiled by the Africa Center for Strategic Studies, each map shows violent events involving the listed groups for a year ending June 30. Group designations are intended for informational purposes only and should not be considered official. Due to the fluid nature of many groups, affiliations may change.

Sources: Armed Conflict Location & Event Data Project (ACLED); Centro Para Democracia e Direitos Humanos; Hiraal Institute; HumAngle; International Crisis Group; Institute for Security Studies; MENASTREAM; the Washington Institute; and the United Nations.