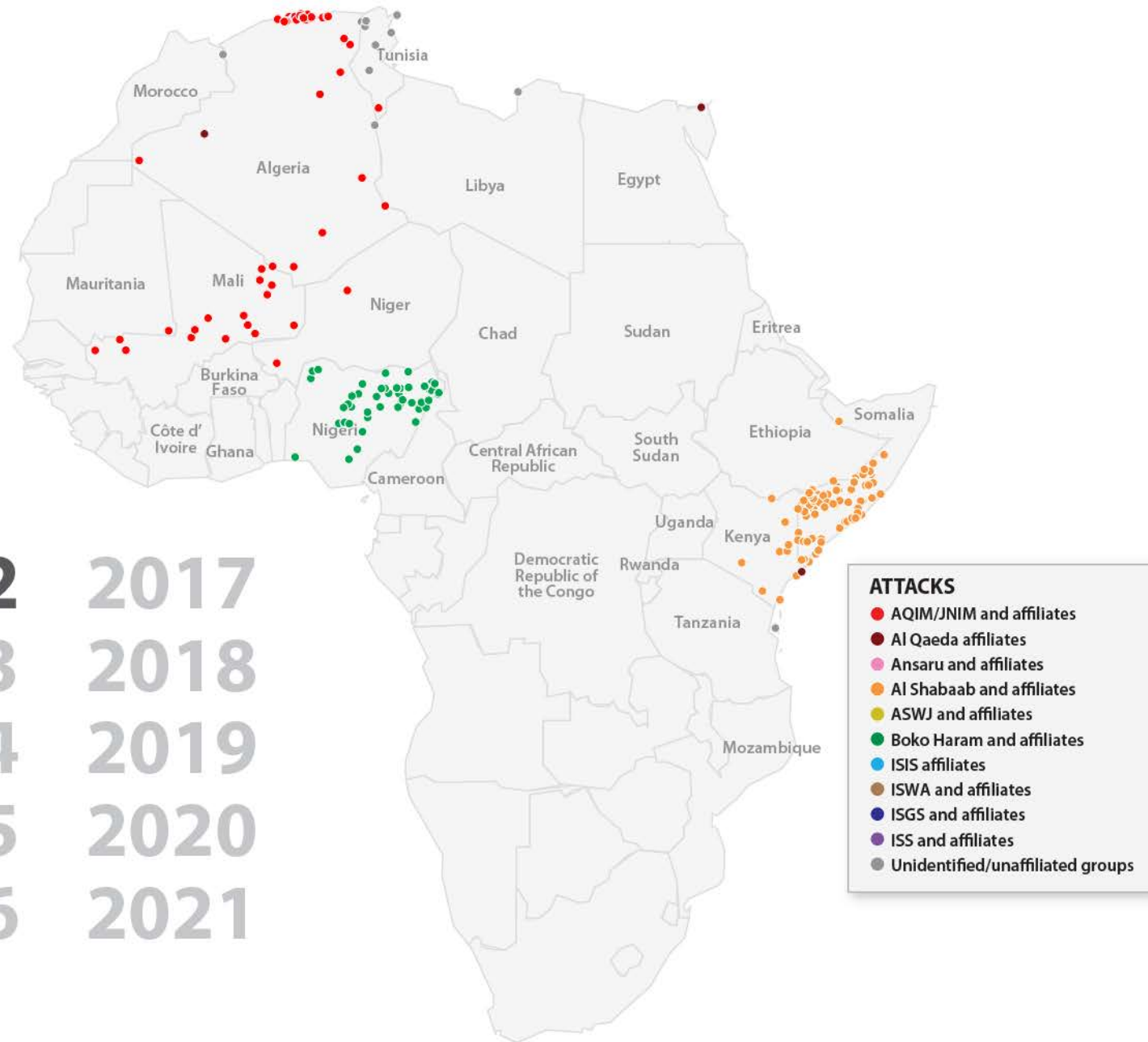




THE EVOLUTION OF AFRICA'S MILITANT ISLAMIST GROUPS



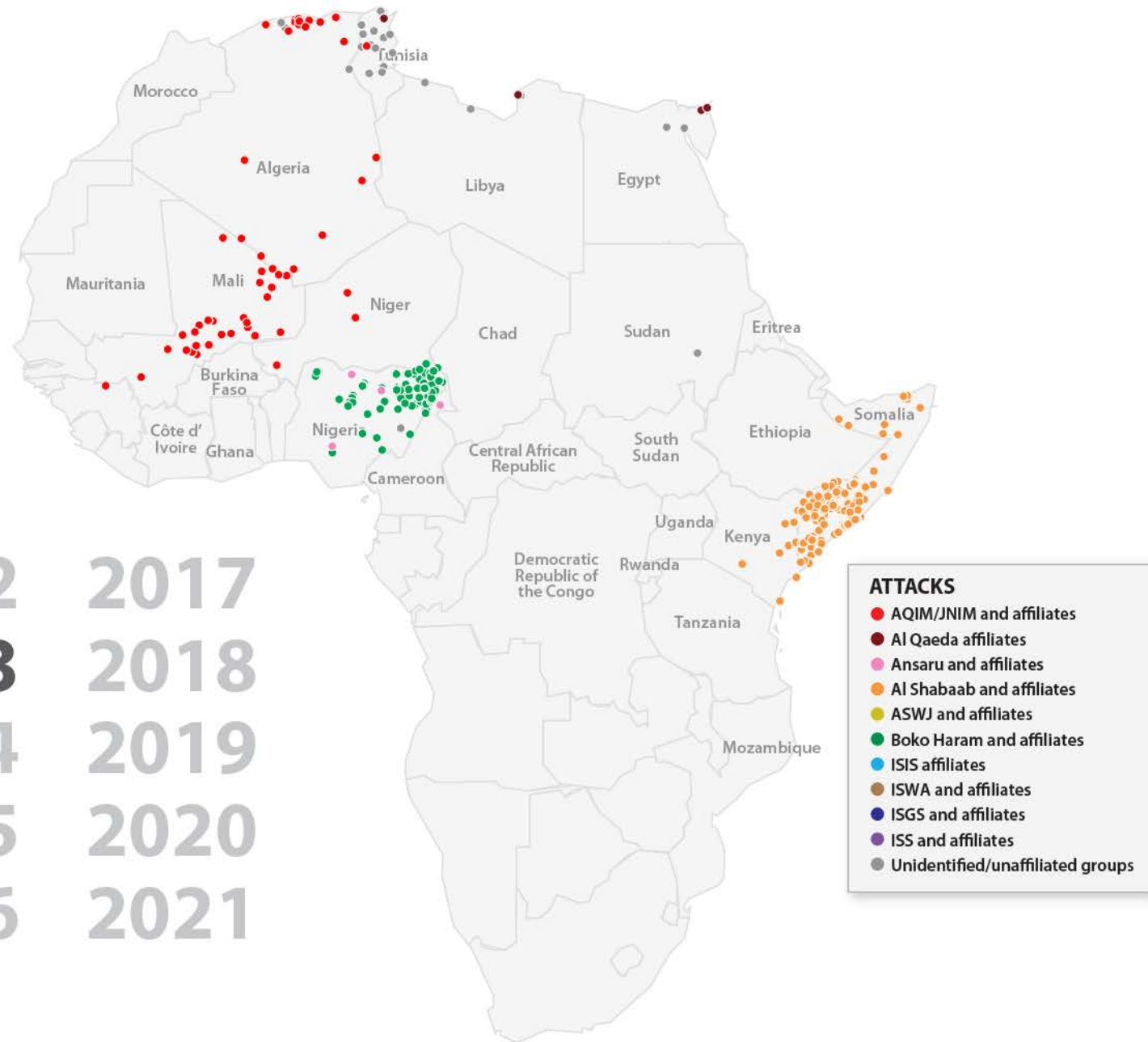
2012 2017
 2013 2018
 2014 2019
 2015 2020
 2016 2021

Note: Compiled by the Africa Center for Strategic Studies, each map shows violent events involving the listed groups for a year ending June 30. Group designations are intended for informational purposes only and should not be considered official. Due to the fluid nature of many groups, affiliations may change.

Sources: Armed Conflict Location & Event Data Project (ACLED), Daniel Byman, HumAngle, Thomas Joscelyn, SITE Intelligence Group, The Soufan Group, Stratfor, Terrorism Research & Analysis Consortium (TRAC), and Aaron Y. Zelin.



THE EVOLUTION OF AFRICA'S MILITANT ISLAMIST GROUPS



2012 2017
 2013 2018
 2014 2019
 2015 2020
 2016 2021

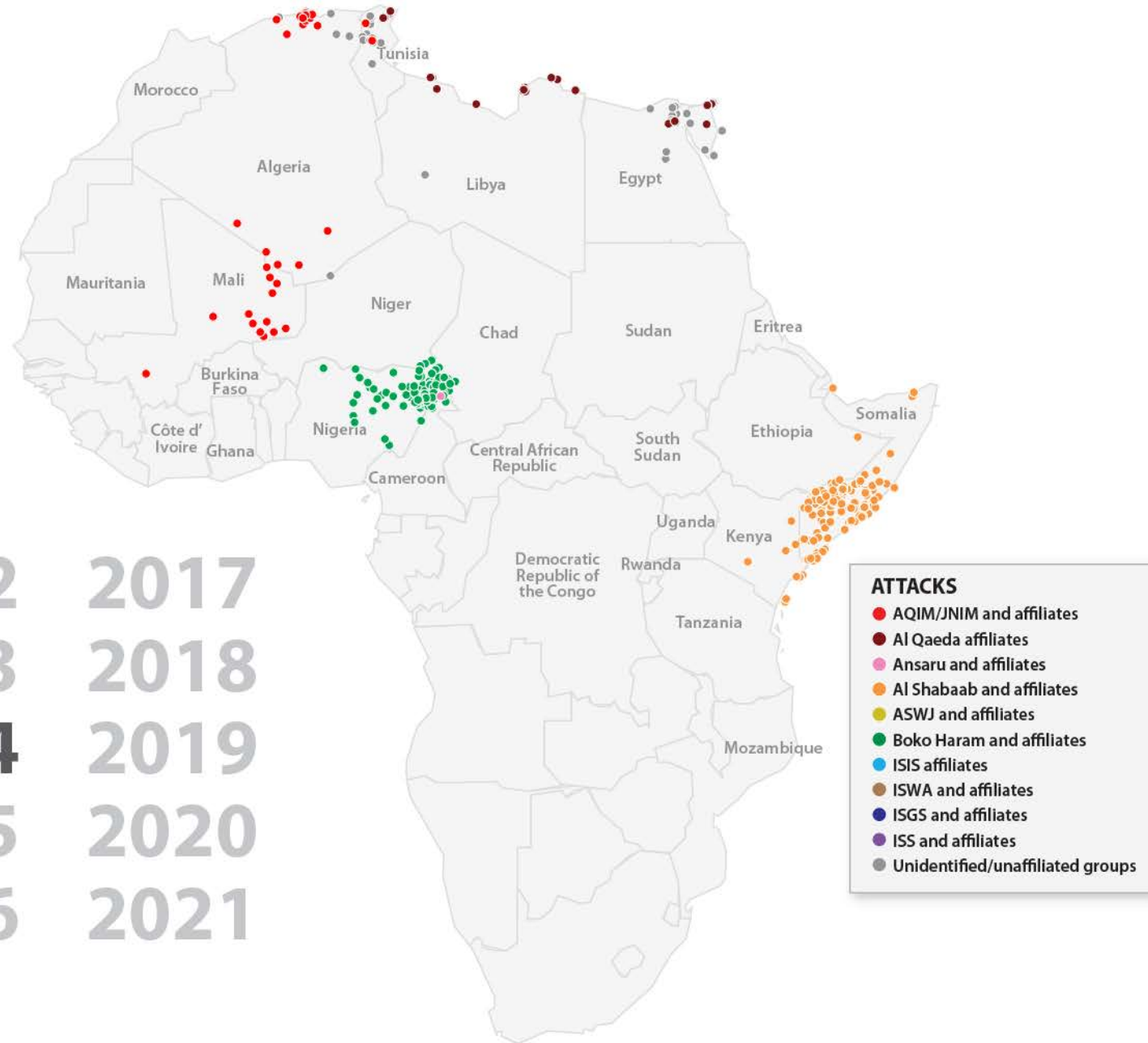
Note: Compiled by the Africa Center for Strategic Studies, each map shows violent events involving the listed groups for a year ending June 30. Group designations are intended for informational purposes only and should not be considered official. Due to the fluid nature of many groups, affiliations may change.

Sources: Armed Conflict Location & Event Data Project (ACLED), Daniel Byman, HumAngle, Thomas Joscelyn, SITE Intelligence Group, The Soufan Group, Stratfor, Terrorism Research & Analysis Consortium (TRAC), and Aaron Y. Zelin.



THE EVOLUTION OF AFRICA'S MILITANT ISLAMIST GROUPS

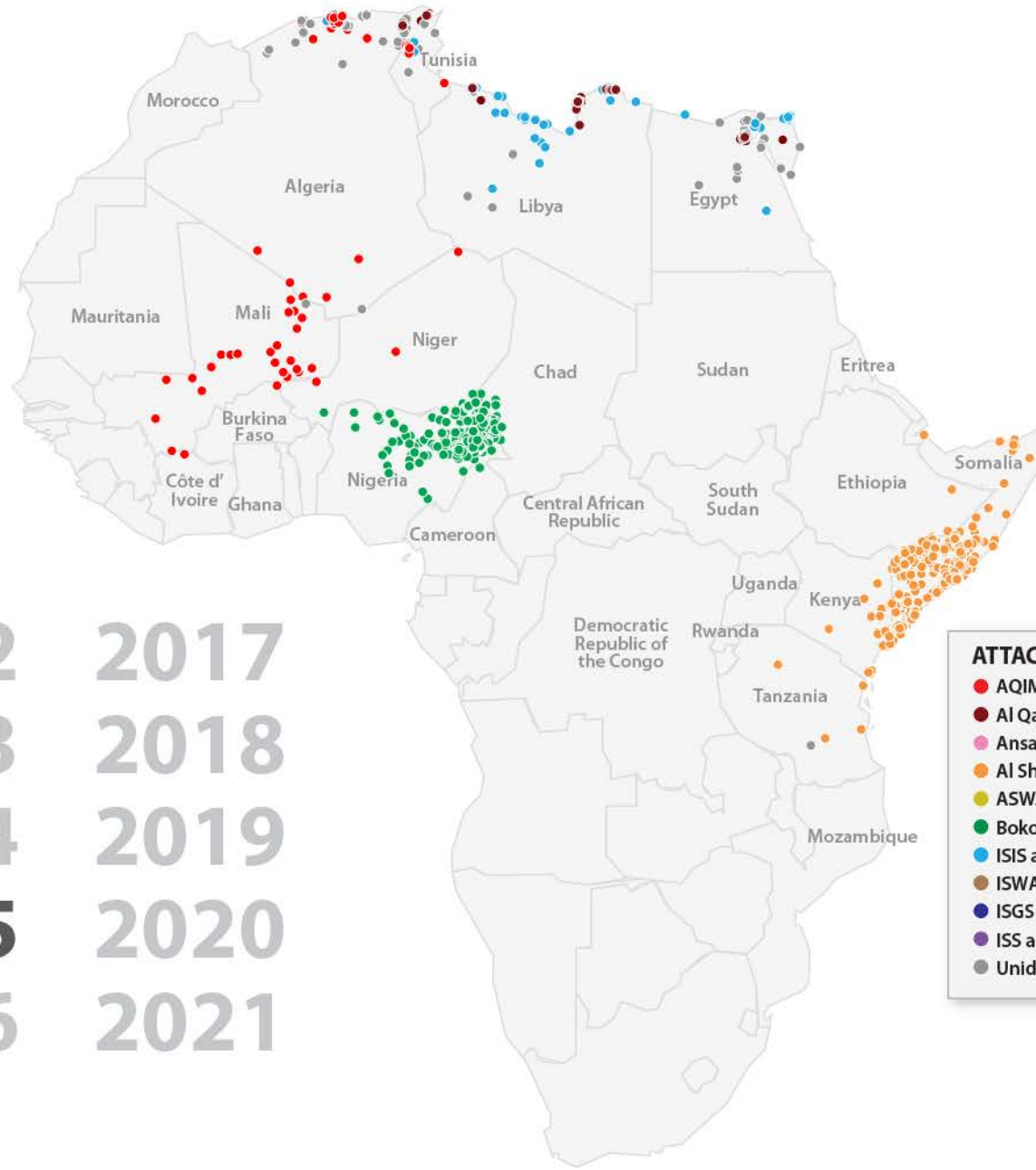
2012 2017
2013 2018
2014 2019
2015 2020
2016 2021



Note: Compiled by the Africa Center for Strategic Studies, each map shows violent events involving the listed groups for a year ending June 30. Group designations are intended for informational purposes only and should not be considered official. Due to the fluid nature of many groups, affiliations may change.
Sources: Armed Conflict Location & Event Data Project (ACLED), Daniel Byman, HumAngle, Thomas Joscelyn, SITE Intelligence Group, The Soufan Group, Stratfor, Terrorism Research & Analysis Consortium (TRAC), and Aaron Y. Zelin.



THE EVOLUTION OF AFRICA'S MILITANT ISLAMIST GROUPS



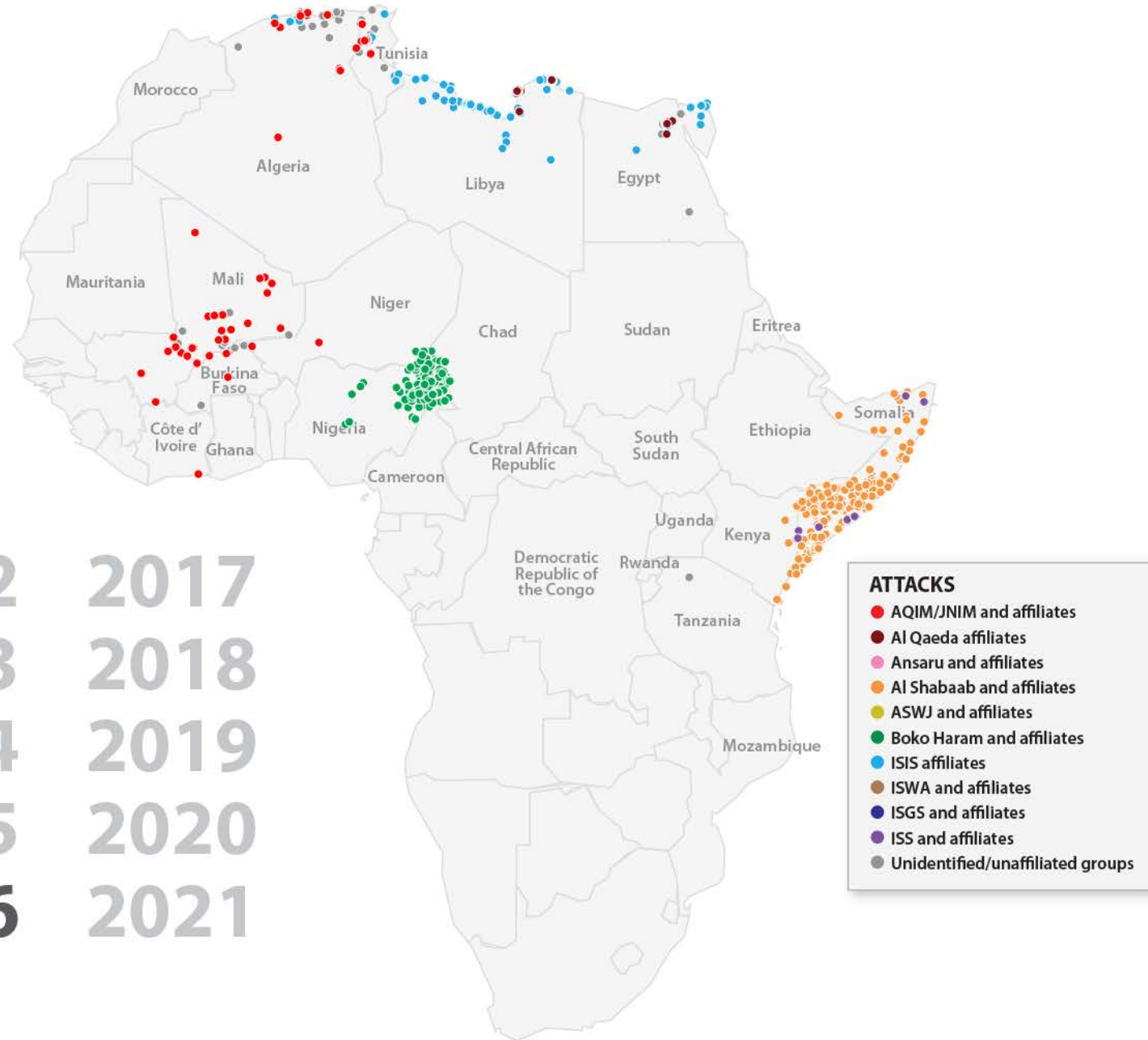
2012 2017
 2013 2018
 2014 2019
 2015 2020
 2016 2021

Note: Compiled by the Africa Center for Strategic Studies, each map shows violent events involving the listed groups for a year ending June 30. Group designations are intended for informational purposes only and should not be considered official. Due to the fluid nature of many groups, affiliations may change.

Sources: Armed Conflict Location & Event Data Project (ACLED), Daniel Byman, HumAngle, Thomas Joscelyn, SITE Intelligence Group, The Soufan Group, Stratfor, Terrorism Research & Analysis Consortium (TRAC), and Aaron Y. Zelin.



THE EVOLUTION OF AFRICA'S MILITANT ISLAMIST GROUPS



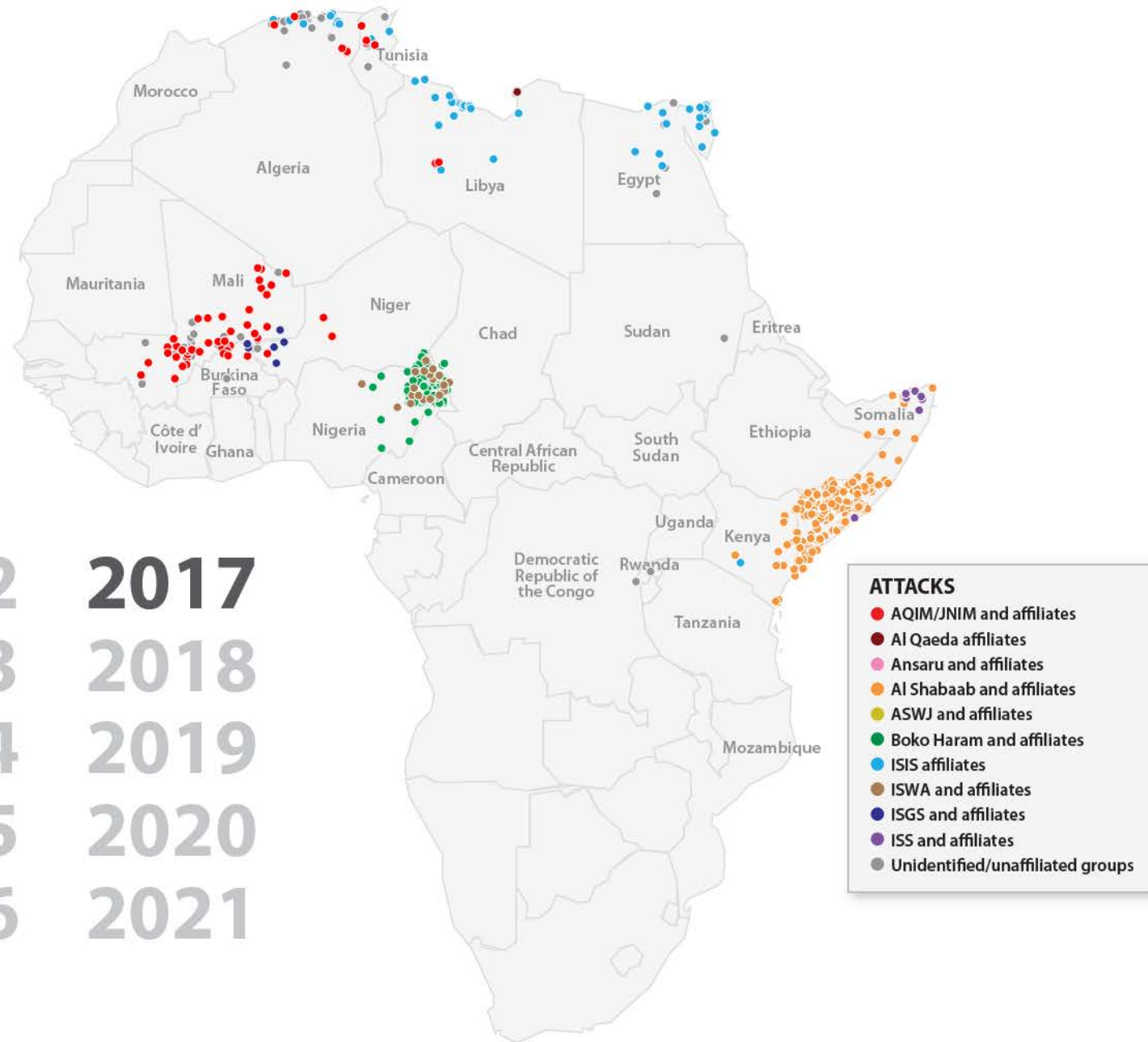
2012 2017
 2013 2018
 2014 2019
 2015 2020
 2016 2021

Note: Compiled by the Africa Center for Strategic Studies, each map shows violent events involving the listed groups for a year ending June 30. Group designations are intended for informational purposes only and should not be considered official. Due to the fluid nature of many groups, affiliations may change.

Sources: Armed Conflict Location & Event Data Project (ACLED), Daniel Byman, HumAngle, Thomas Joscelyn, SITE Intelligence Group, The Soufan Group, Stratfor, Terrorism Research & Analysis Consortium (TRAC), and Aaron Y. Zelin.



THE EVOLUTION OF AFRICA'S MILITANT ISLAMIST GROUPS



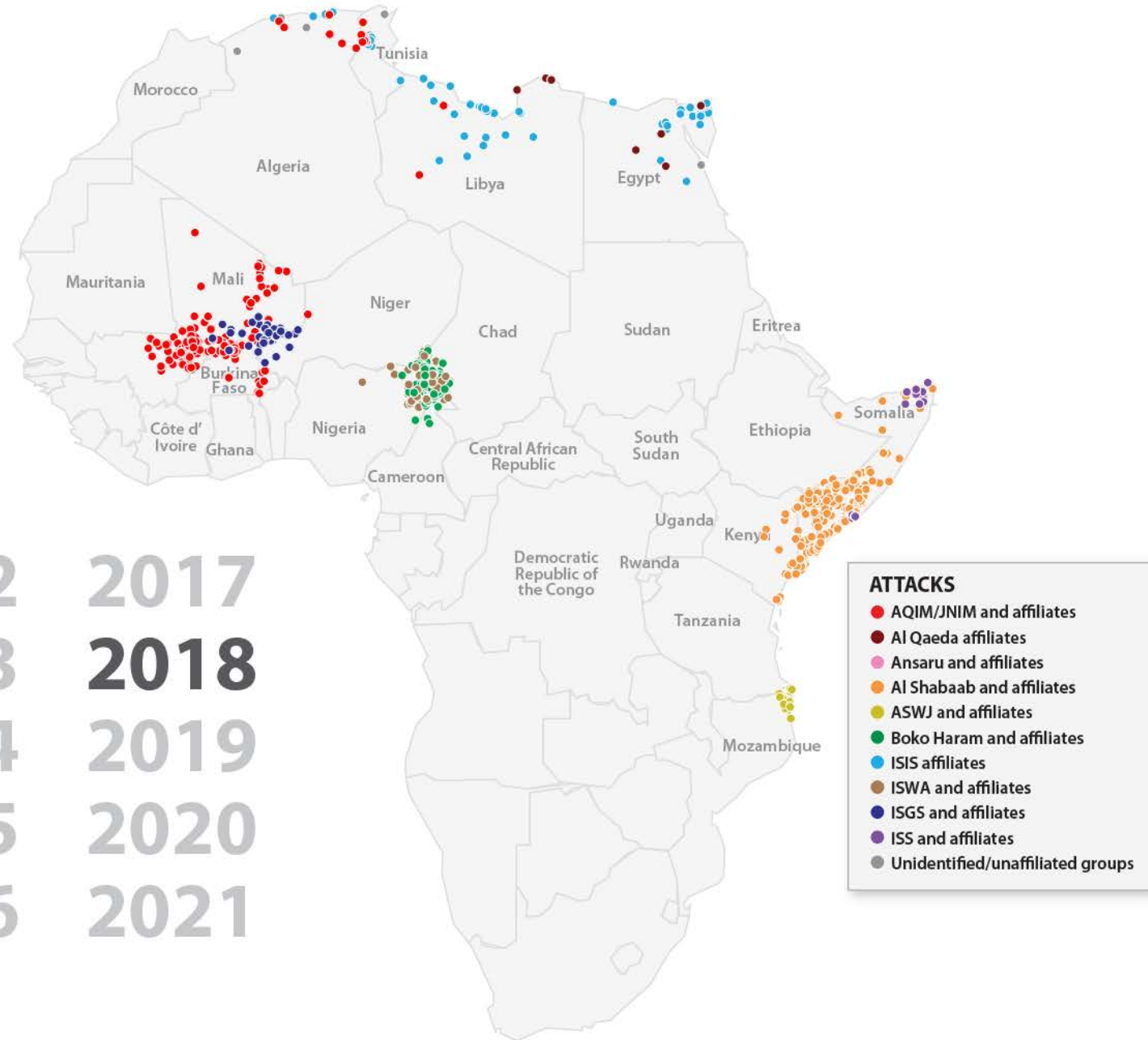
2012 **2017**
2013 **2018**
2014 **2019**
2015 **2020**
2016 **2021**

Note: Compiled by the Africa Center for Strategic Studies, each map shows violent events involving the listed groups for a year ending June 30. Group designations are intended for informational purposes only and should not be considered official. Due to the fluid nature of many groups, affiliations may change.

Sources: Armed Conflict Location & Event Data Project (ACLED), Daniel Byman, HumAngle, Thomas Joscelyn, SITE Intelligence Group, The Soufan Group, Stratfor, Terrorism Research & Analysis Consortium (TRAC), and Aaron Y. Zelin.



THE EVOLUTION OF AFRICA'S MILITANT ISLAMIST GROUPS



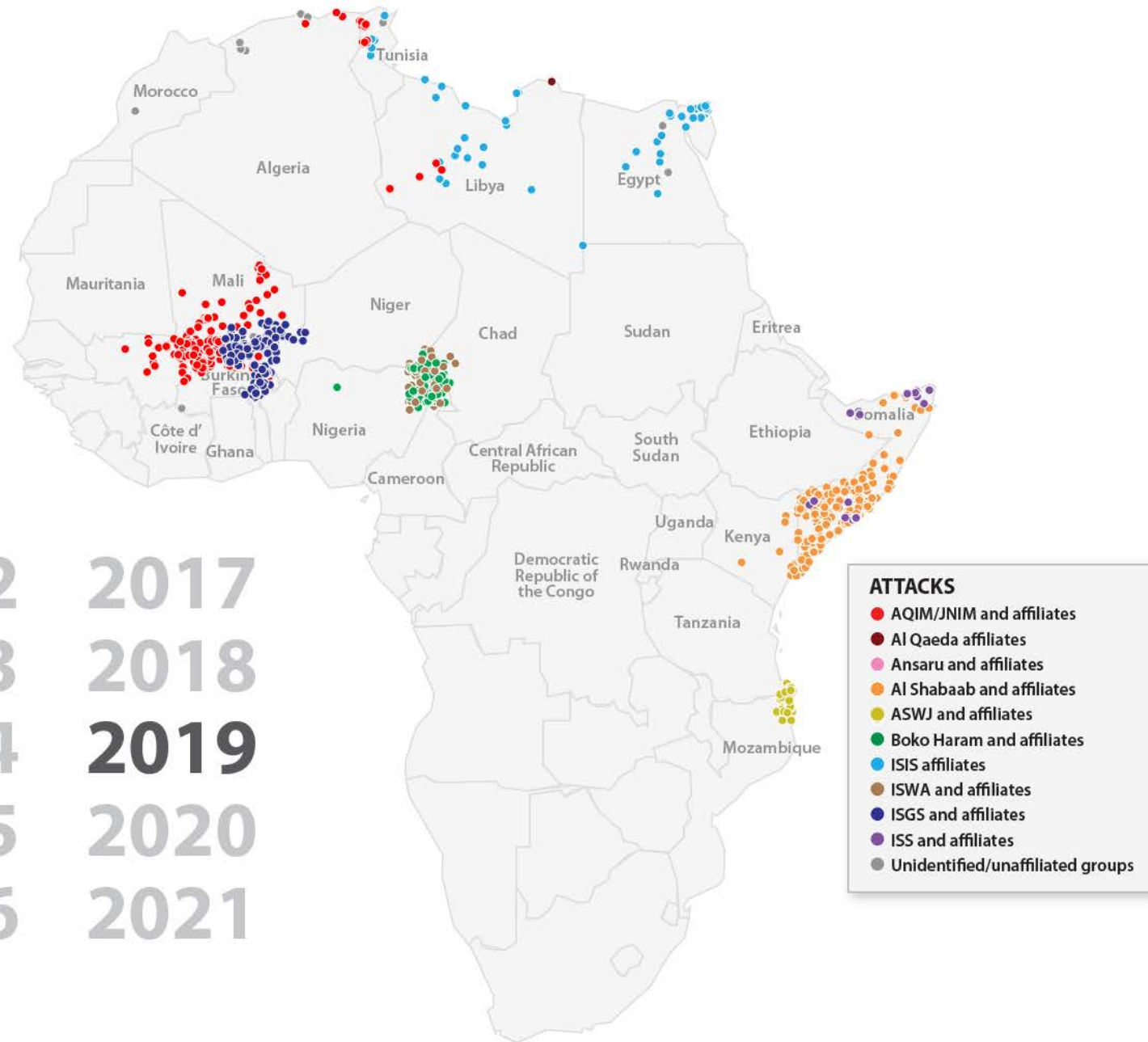
2012 2017
 2013 **2018**
 2014 2019
 2015 2020
 2016 2021

Note: Compiled by the Africa Center for Strategic Studies, each map shows violent events involving the listed groups for a year ending June 30. Group designations are intended for informational purposes only and should not be considered official. Due to the fluid nature of many groups, affiliations may change.

Sources: Armed Conflict Location & Event Data Project (ACLED), Daniel Byman, HumAngle, Thomas Joscelyn, SITE Intelligence Group, The Soufan Group, Stratfor, Terrorism Research & Analysis Consortium (TRAC), and Aaron Y. Zelin.



THE EVOLUTION OF AFRICA'S MILITANT ISLAMIST GROUPS



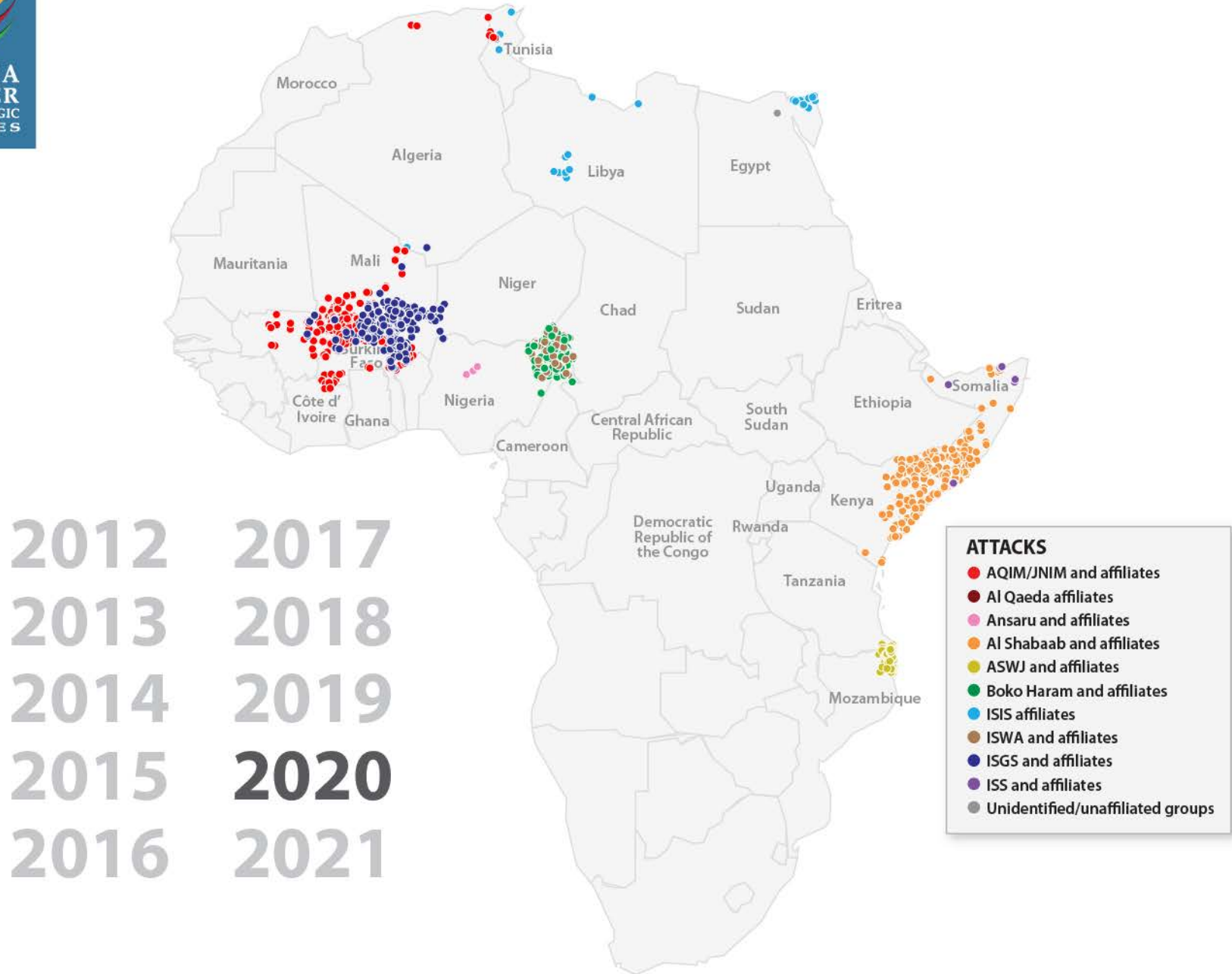
2012 2017
 2013 2018
 2014 **2019**
 2015 2020
 2016 2021

Note: Compiled by the Africa Center for Strategic Studies, each map shows violent events involving the listed groups for a year ending June 30. Group designations are intended for informational purposes only and should not be considered official. Due to the fluid nature of many groups, affiliations may change.

Sources: Armed Conflict Location & Event Data Project (ACLED), Daniel Byman, HumAngle, Thomas Joscelyn, SITE Intelligence Group, The Soufan Group, Stratfor, Terrorism Research & Analysis Consortium (TRAC), and Aaron Y. Zelin.



THE EVOLUTION OF AFRICA'S MILITANT ISLAMIST GROUPS

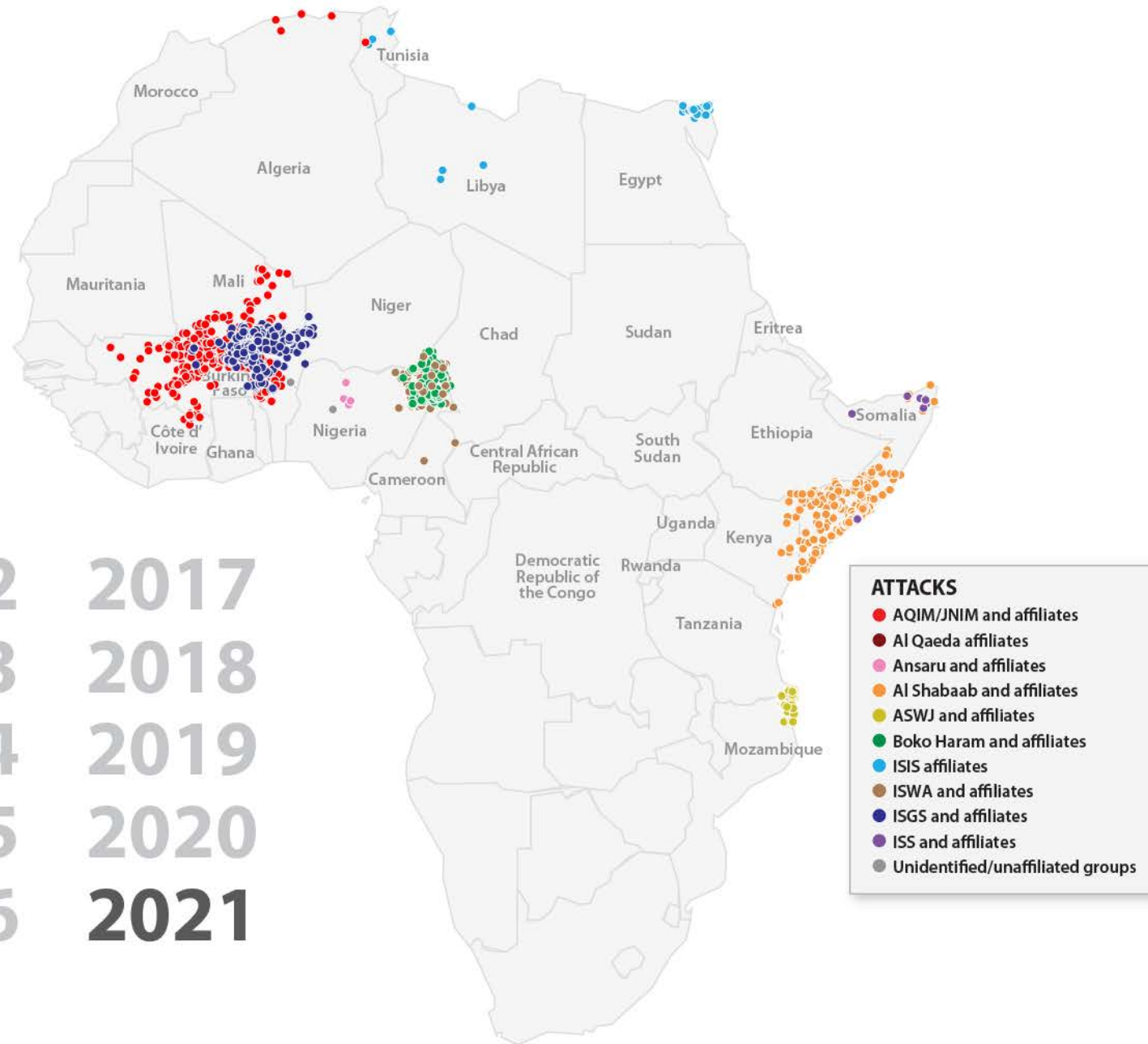


Note: Compiled by the Africa Center for Strategic Studies, each map shows violent events involving the listed groups for a year ending June 30. Group designations are intended for informational purposes only and should not be considered official. Due to the fluid nature of many groups, affiliations may change.
Sources: Armed Conflict Location & Event Data Project (ACLED), Daniel Byman, HumAngle, Thomas Joscelyn, SITE Intelligence Group, The Soufan Group, Stratfor, Terrorism Research & Analysis Consortium (TRAC), and Aaron Y. Zelin.



THE EVOLUTION OF AFRICA'S MILITANT ISLAMIST GROUPS

2012 2017
 2013 2018
 2014 2019
 2015 2020
 2016 2021



Note: Compiled by the Africa Center for Strategic Studies, each map shows violent events involving the listed groups for a year ending June 30. Group designations are intended for informational purposes only and should not be considered official. Due to the fluid nature of many groups, affiliations may change.

Sources: Armed Conflict Location & Event Data Project (ACLED), Daniel Byman, HumAngle, Thomas Joscelyn, SITE Intelligence Group, The Soufan Group, Stratfor, Terrorism Research & Analysis Consortium (TRAC), and Aaron Y. Zelin.